8 rue des Frères Montgolfier
49240 Avrillé
France

Tel : +33(0) 2 41 17 49 49
Fax : +33(0) 2 72 22 11 43

Instructions for Use

Rev : V3
September 2025

Ventilation Line Holder for Anesthesia

ref. ANES01

Use, cleaning and maintenance

The Ventilation Line Support for Anaesthesia allows an ergonomic and clear arrangement of the hoses on the side or at the end of the headrest, while eliminating the need for a rail. It is to be positioned under the mattress of the head section.

Restrictions on Use

- The user must ensure that the Anesthesia Ventilation Line Bracket is suitable for the operating table.
- The patient's weight should not exceed 250kg
- This accessory is intended for users trained in patient positioning.
- Do not wash the ventilation line support structure in the washing and disinfection booth.
- Never use abrasive cleaners or scraper sponges.
- Do not attach sticky strips to the substrate
- If an alcohol-based product for disinfecting the patient's skin is used, it is imperative for safety reasons (risk of inflammation and/or maceration), to ensure that it does not accumulate under the patient.
- The structure of the accessory should not be put in contact with alcohol to avoid premature aging.

Washing, disinfection and maintenance

- The holder can be cleaned by wiping with a soft cloth dampened with water containing a neutral detergent or with a ready-to-use solution (e.g. ANIOS Surfa'safe, ALFAKARM Septalkan, HUCKERT'S Umonium 38 Medical Spray...) or soaked wipes (e.g. ANIOS Oxy Wipes; Wip'ANIOS Excel; HUCKERT'S Umonium 38 Medical Tissues Laboratory...).
- In general, surface disinfectants containing a set of active ingredients such as aldehyde, quaternary compounds, guanidine derivatives and active oxygen, have proven their effectiveness. But always choose those formulated specifically for equipment, less film-forming and aggressive.
- In situ cleaning and disinfection can also be carried out on the coating with hot water by hand and a neutral detergent or with a sodium hypochlorite solution (0.1% or 1000 parts per million of available chlorine).
- Products such as Ercesolvent©, Remove©, GILBERT non-stick,© etc. used to remove adhesive residues (Elastoplast©, sticky drapes) should not be used on this polycarbonate substrate. All products based on acetone, ether and other volatile solvents should not be used on this medium.
- It is essential that items dry thoroughly after cleaning.
- It is strongly recommended to clean the surface of the support between two patients, but also the support several times a day and systematically after a septic procedure.
- The hook part of the Velcro® stuck to the accessory must be regularly cleaned of lint and other fibers by brushing. The hooks must not be damaged. It is necessary to check that they ensure a good fixation of the cushion. We recommend that it be renewed

annually, by qualified personnel, at the time of maintenance, and that the cushion be replaced if it no longer adheres to the new hooks.

Special precautions

Before any use, it is necessary to ensure that the support is in good condition and that it is properly installed.

- Do not drop the vent line bracket on the floor.
- Before each use, it is important to make sure that the polycarbonate structure of the gutter does not show any trace of degradation (cracking, breakage in the corners, etc.). Any degradation of polycarbonate requires its replacement.
- During use, members of the surgical team should not lean on the support.
- The lateral tilt angle of the operating table should not exceed 30°.

Setting up the ventilation line support

Preferably, before the patient is positioned on the operating table, the ventilation line support is inserted between the operating table and the operating table, making sure that the underside of the support adheres to the Velcro® (hook part) of the operating table and that the upper surface of the same support adheres to the Velcro® (velvet part) of the head support cushion



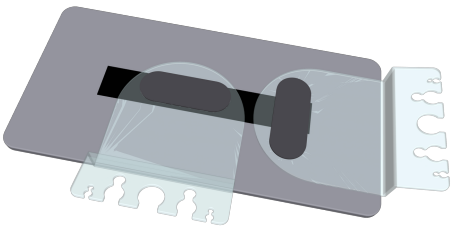

The line holder can be positioned on the side or at the end of the headrest.





Special conditions of storage and use

Min temperature	Storage : -15 °	Use : + 15°
Max temperature	Storage : + 45 °	Use : +25°
Hygrometry (%HR) min	Storage : 30%	Use : 30%
Hygrometry (%HR) max	Storage : 70%	Use : 70%

8 rue des Frères Montgolfier
49240 Avrillé
France

Tel : +33(0) 2 41 17 49 49
Fax : +33(0) 2 72 22 11 43

Instructions for Use

Rev : V3

September 2025

Spare parts

ANES01	Polycarbonate ventilation line support
VSA26V	Velvet
VSA26C	Hooks
VSA26	Hooks + velvet set

End of life

At the end of its life, the support must be cleaned and disinfected normally, then placed in the system intended for the disposal of run-of-mine waste.

Normative references

Manufacturer: @bloc

Complies with European regulations

CE Class 1 Medical Device

Any serious incident that occurs in connection with one of our cushions must be notified to @bloc and the ANSM in accordance with the regulations in force.

For any further information, please contact us.

CE

Authorised Representative for Switzerland:

CH REP

GMB Services
Route de Mouthe 20,
1343 Les Charbonnières - Switzerland
info@gmb-services.com

Swiss Importer:

GMB Services SA
Route de Mouthe 20,
1343 Les Charbonnières - Switzerland